

GENIODESKS



GenioDesk Twin

Estação com regulagem de altura para 2 pessoas

ESPECIFICAÇÕES

Formato da Torre Telescópica

Quadrada

Range de Ajuste de Altura

730 a 1190 mm

Range de Ajuste de Largura

1300 a 1800 mm

Carga Máxima

120Kg por estação




Suporte do Tampo

600 mm

Velocidade

4cm/s

CORES

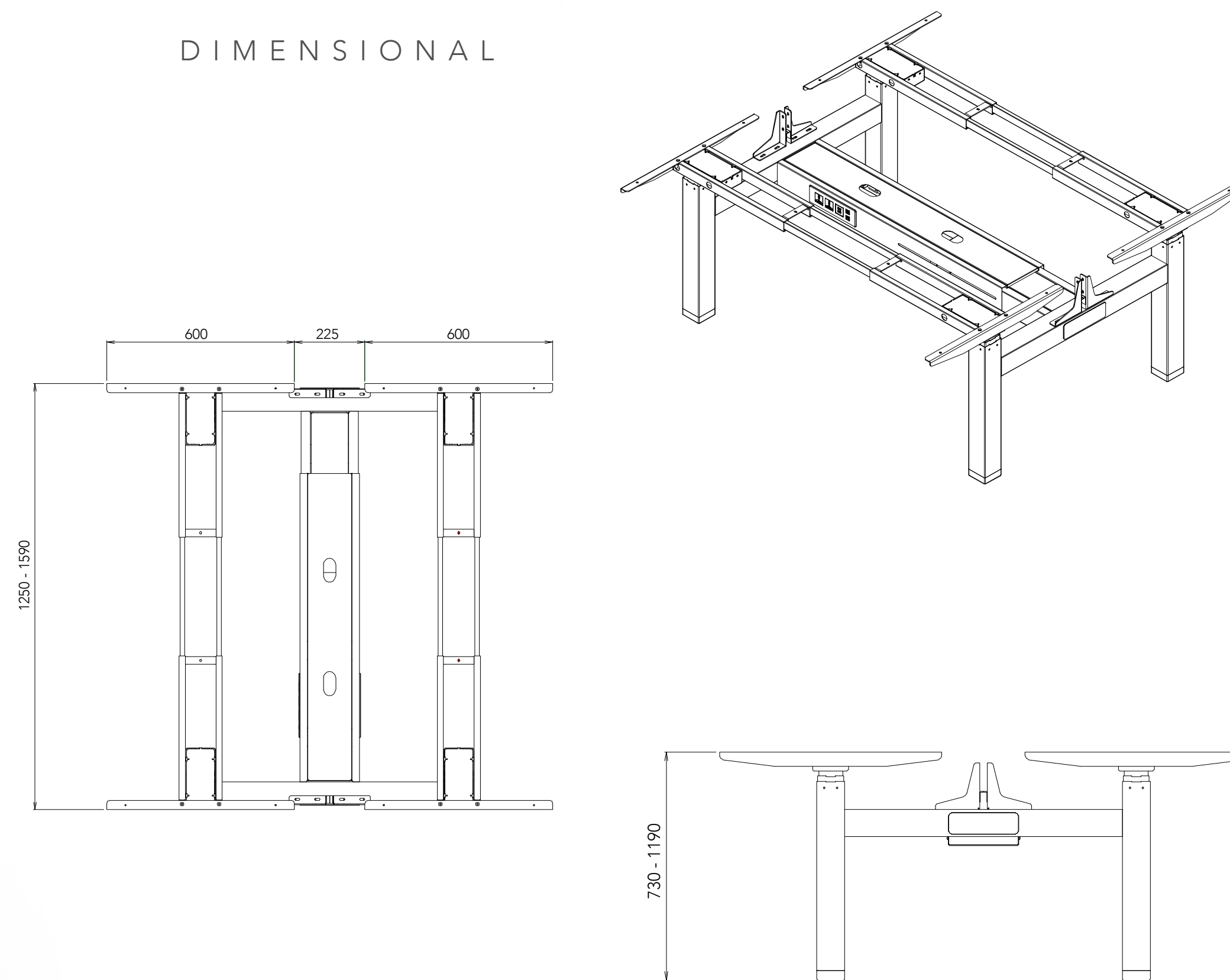


GENIODESKS

GenioDesk Twin

Estação com regulagem de altura para 2 pessoas


DIMENSIONAL




OPÇÕES DE ACABAMENTO DO TAMPO




Branco




Preto



Giandua



Grafite



Carvalho
Prata



Amêndola
Rústica



Carvalho
Avelã



Aveiro