

# GENIODESKS



## GenioDesk Twin

Estação com regulagem de altura para 2 pessoas

### ESPECIFICAÇÕES

**Formato da Torre Telescópica**

Quadrada

**Range de Ajuste de Altura**

660 a 1300 mm

**Range de Ajuste de Largura**

1300 a 1800 mm

**Carga Máxima**

120Kg por estação



**Suporte do Tampo**

600 mm

**Velocidade**

4cm/s

### CORES

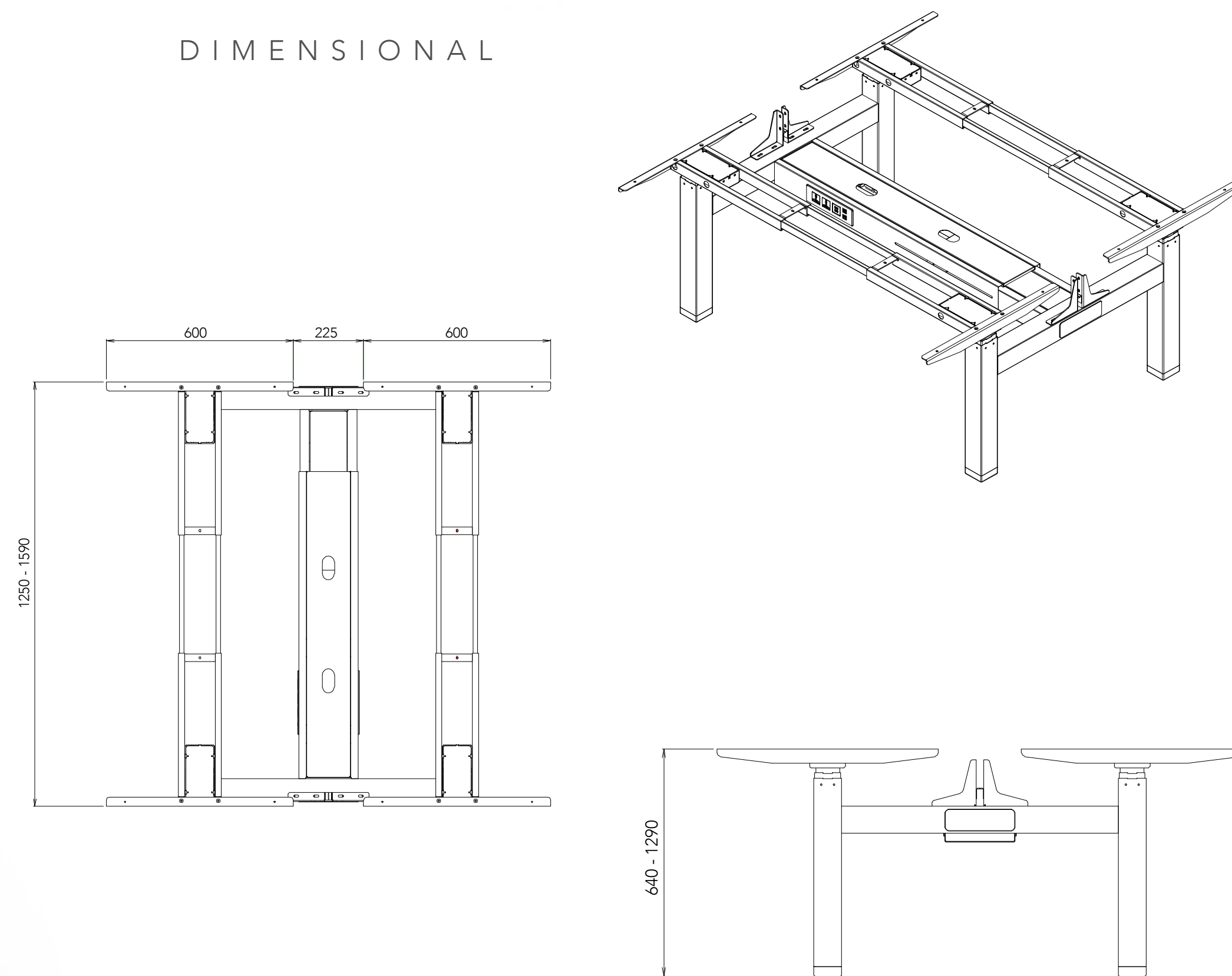


# GENIODESKS

## GenioDesk Twin

Estação com regulagem de altura para 2 pessoas


DIMENSIONAL




OPÇÕES DE ACAMENTO DO TAMPO




Branco




Preto



Giandua



Grafite




Carvalho  
Prata



Amêndola  
Rústica



Carvalho  
Avelã



Aveiro